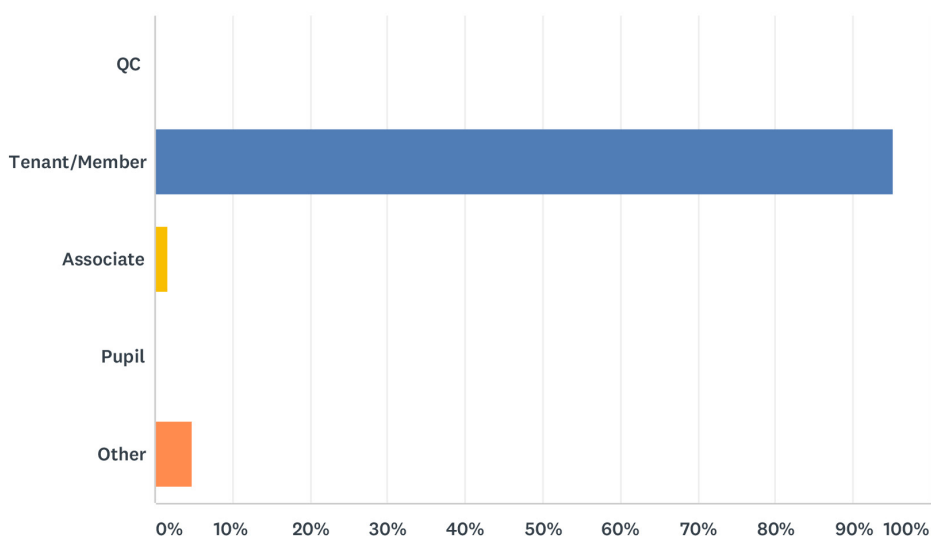


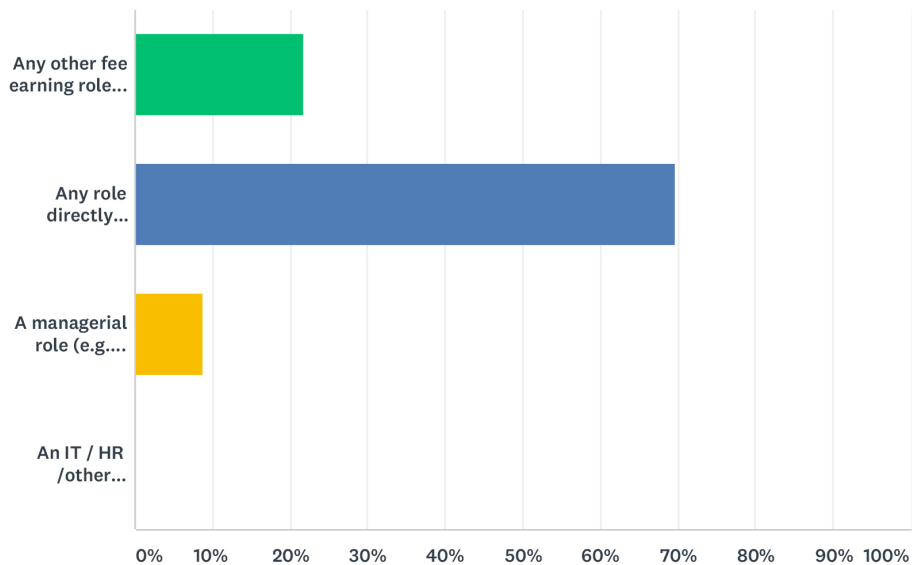
## Equality & Diversity 2019

**Q1** (For Member of Chambers only. Members of staff please go straight to question 2) If you are an authorised person, for the purposes of the Legal Services Act 2007 (i.e. you hold a practicing certificate issued by one of the approved regulators), please indicate your professional qualification(s) and role (tick all that apply if you are dual qualified and have a current practicing certificate from more than one approved regulator):



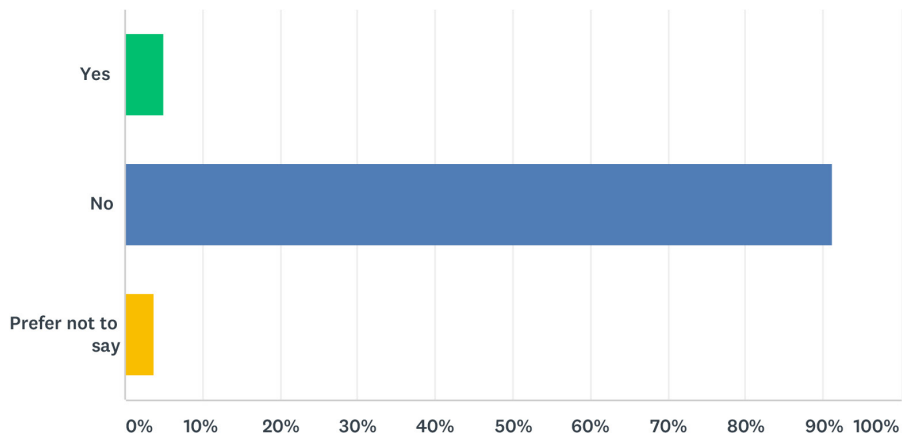
ANSWER CHOICES	RESPONSES	
QC	0.00%	0
Tenant/Member	95.24%	60
Associate	1.59%	1
Pupil	0.00%	0
Other	4.76%	3
Total Respondents: 63		

**Q2** If you do not fall into any of the categories listed above, please indicate which of the following categories best fits your role:



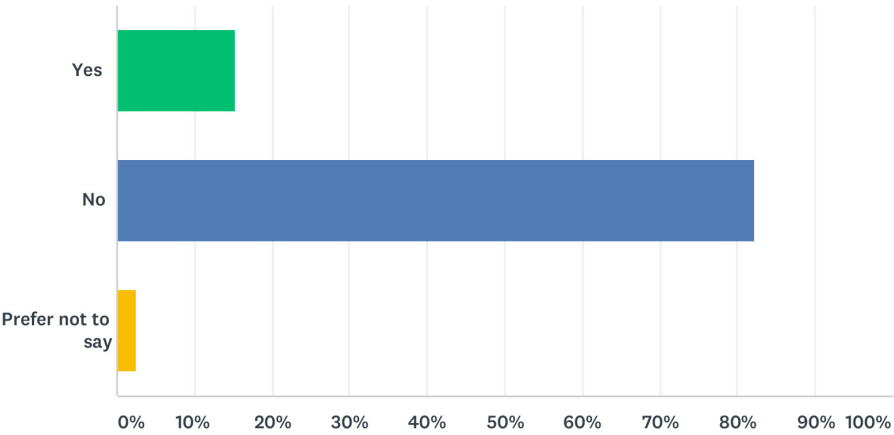
ANSWER CHOICES	RESPONSES	
Any other fee earning role (e.g. trainee solicitor, legal executive (not Fellow), paralegal)	21.74%	5
Any role directly supporting a fee earner (e.g. legal secretary, administrator, barristers clerk, practice manager, legal assistant, paralegal)	69.57%	16
A managerial role (e.g. Director / non-lawyer Partner / Chief Executive / Practice Director or similar, Head of Legal Practice (HoLP) / Head of Finance & Administration (HoFA) or similar)	8.70%	2
An IT / HR /other corporate services role	0.00%	0
Total Respondents: 23		

**Q3** Do you have a share in the ownership of your organisation (e.g. equity partner, shareholder)?



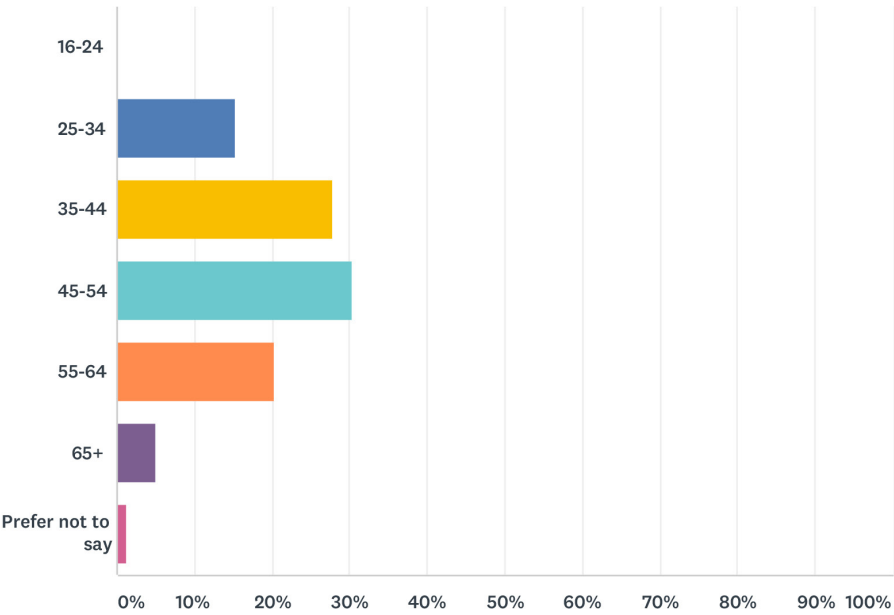
ANSWER CHOICES	RESPONSES	
Yes	5.06%	4
No	91.14%	72
Prefer not to say	3.80%	3
TOTAL		79

**Q4** Do you have responsibility for supervising or managing the work of lawyers or other employees?



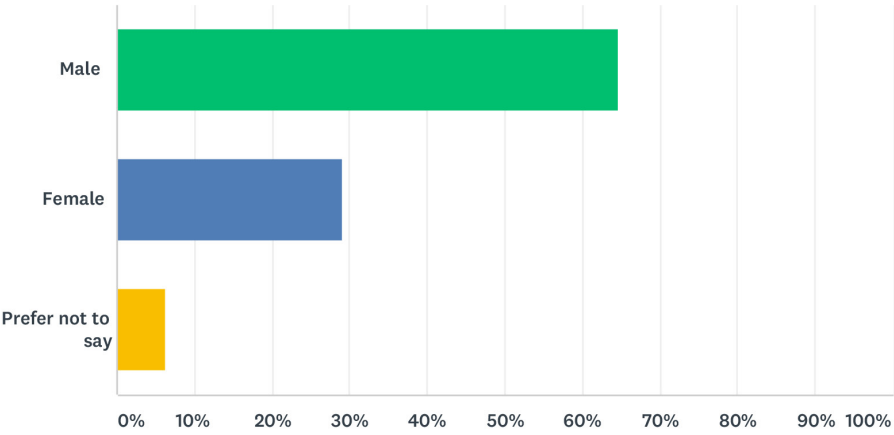
ANSWER CHOICES	RESPONSES	
Yes	15.19%	12
No	82.28%	65
Prefer not to say	2.53%	2
Total Respondents: 79		

**Q5** From the list of age bands below, please indicate the category that includes your current age in years:



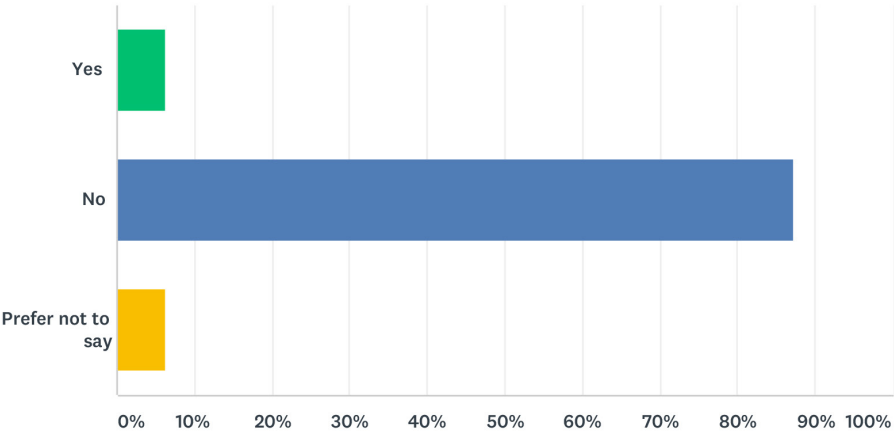
ANSWER CHOICES	RESPONSES	
16-24	0.00%	0
25-34	15.19%	12
35-44	27.85%	22
45-54	30.38%	24
55-64	20.25%	16
65+	5.06%	4
Prefer not to say	1.27%	1
Total Respondents: 79		

**Q6** What is your gender?



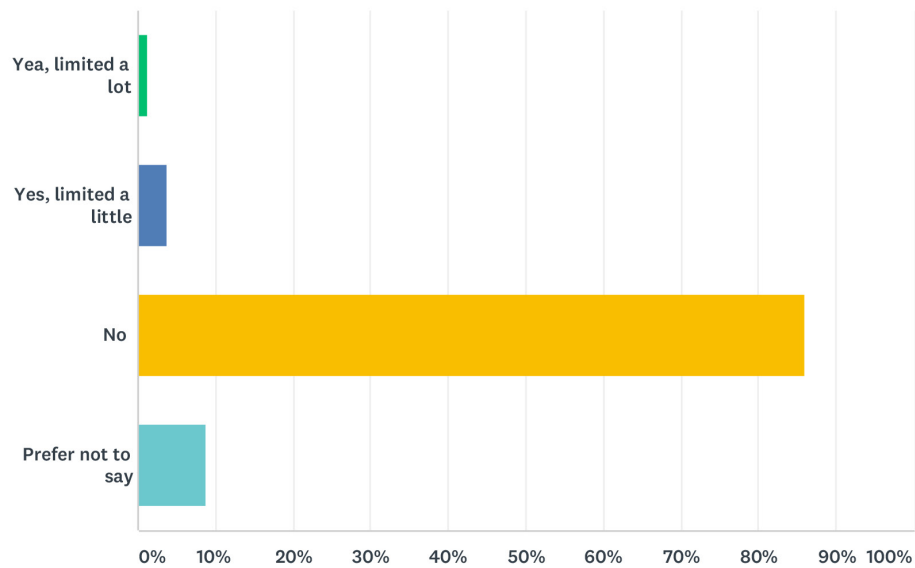
ANSWER CHOICES	RESPONSES	
Male	64.56%	51
Female	29.11%	23
Prefer not to say	6.33%	5
Total Respondents: 79		

**Q7** The Equality Act 2010 generally defines a disabled person as someone who has a mental or physical impairment that has a substantial and long-term adverse effect on the person's ability to carry out normal day-to-day activities. Do you consider yourself to have a disability according to the definition in the Equality Act?



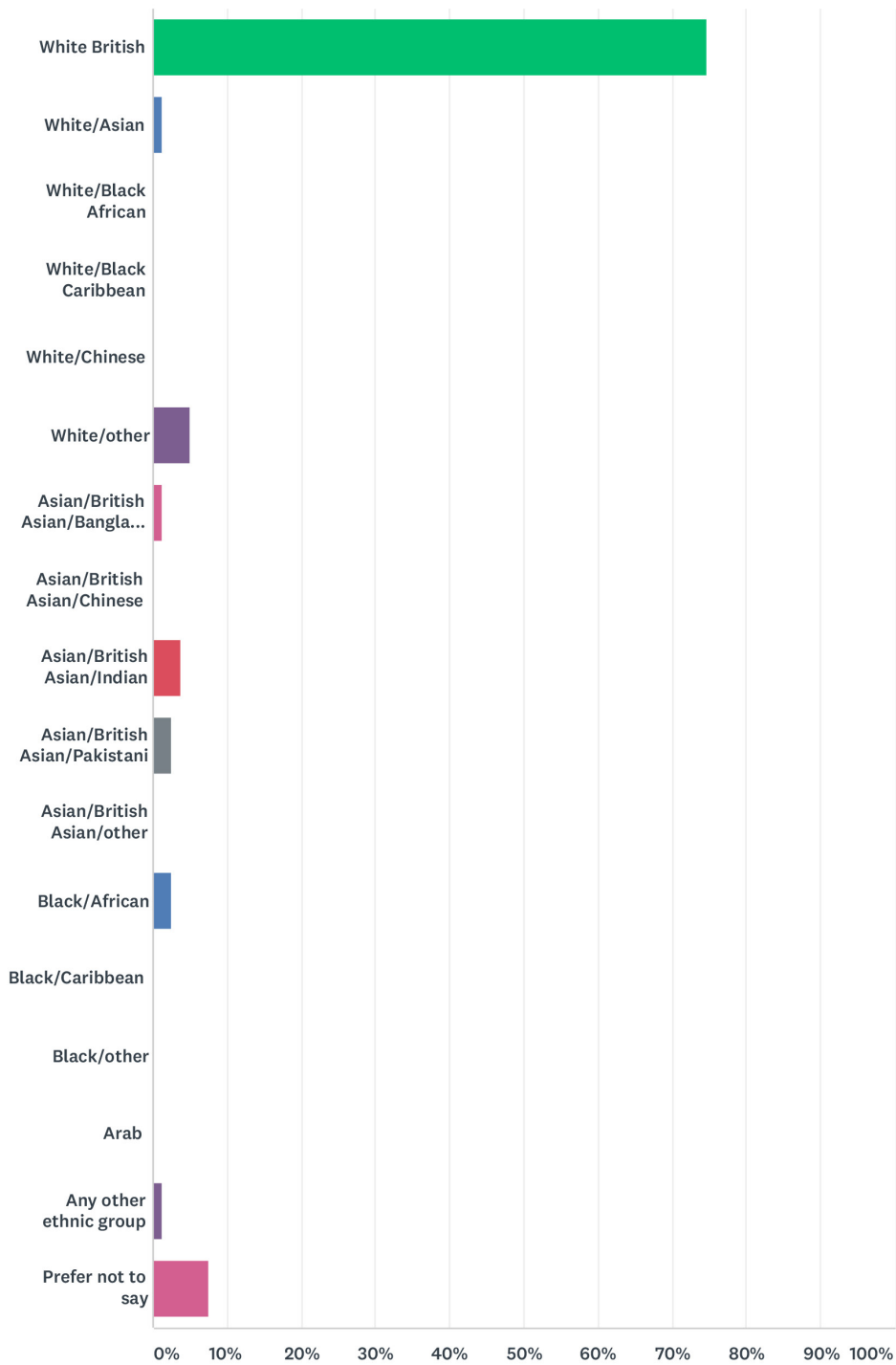
ANSWER CHOICES	RESPONSES	
Yes	6.33%	5
No	87.34%	69
Prefer not to say	6.33%	5
Total Respondents: 79		

**Q8** Are your day-to-day activities limited because of a health problem or disability which has lasted, or is expected



ANSWER CHOICES		RESPONSES	
Yea, limited a lot		1.27%	1
Yes, limited a little		3.80%	3
No		86.08%	68
Prefer not to say		8.86%	7
Total Respondents: 79			

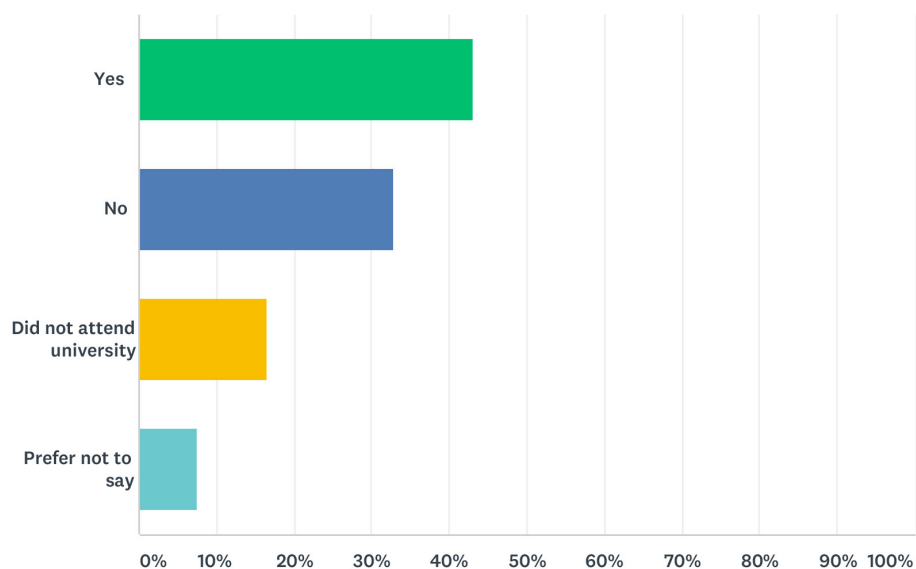
Q9 What is your ethnic group?



ANSWER CHOICES	RESPONSES	
White British	74.68%	59
White/Asian	1.27%	1
White/Black African	0.00%	0
White/Black Caribbean	0.00%	0
White/Chinese	0.00%	0
White/other	5.06%	4

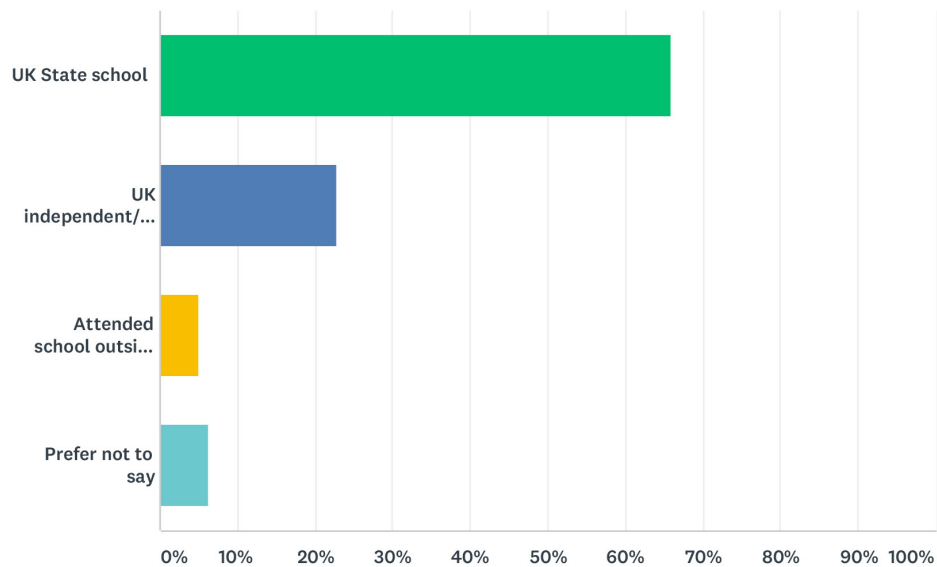
Asian/British Asian/Bangladeshi	1.27%	1
Asian/British Asian/Chinese	0.00%	0
Asian/British Asian/Indian	3.80%	3
Asian/British Asian/Pakistani	2.53%	2
Asian/British Asian/other	0.00%	0
Black/African	2.53%	2
Black/Caribbean	0.00%	0
Black/other	0.00%	0
Arab	0.00%	0
Any other ethnic group	1.27%	1
Prefer not to say	7.59%	6
Total Respondents: 79		

**Q10** If you went to University (to study a BA, BSc course or higher),were you part of the first generation of your family to do so?



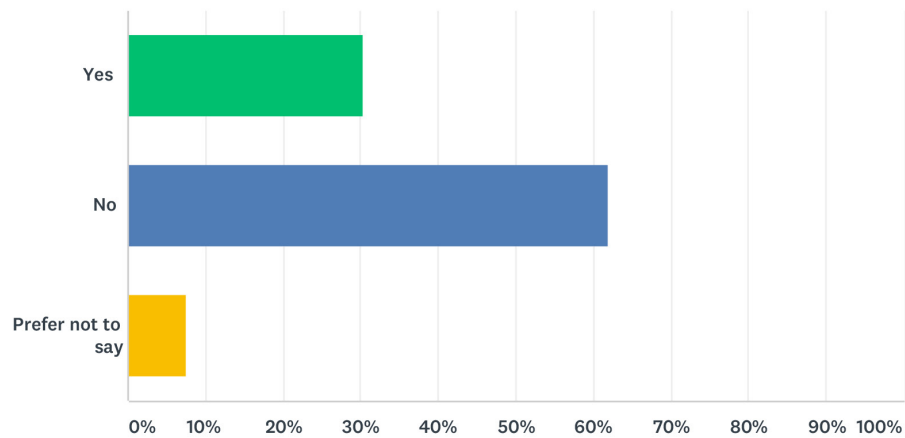
ANSWER CHOICES	RESPONSES	
Yes	43.04%	34
No	32.91%	26
Did not attend university	16.46%	13
Prefer not to say	7.59%	6
Total Respondents: 79		

**Q11** Did you mainly attend a state or fee paying school between the ages 11 – 18?



ANSWER CHOICES	RESPONSES	
UK State school	65.82%	52
UK independent/fee paying school	22.78%	18
Attended school outside of UK	5.06%	4
Prefer not to say	6.33%	5
Total Respondents: 79		

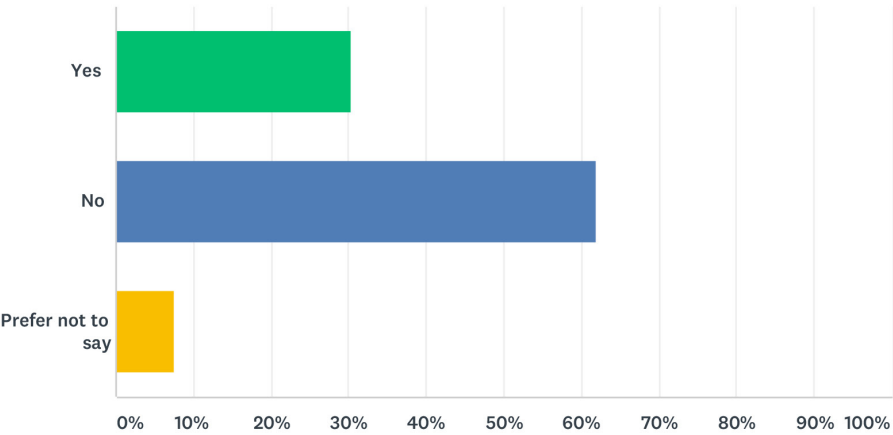
**Q12** Are you a primary carer for a child or children under 18?



ANSWER CHOICES	RESPONSES	
Yes	30.38%	24
No	62.03%	49
Prefer not to say	7.59%	6
Total Respondents: 79		



**Q13** Do you look after, or give any help or support to family members, friends, neighbors or others because of either:– Long-term physical or mental ill-health / disability– Problems related to old age (Do not count anything you do as part of your paid employment)



ANSWER CHOICES		RESPONSES	
Yes		30.38%	24
No		62.03%	49
Prefer not to say		7.59%	6
Total Respondents: 79			